



Grey Bruce CSWBP

Community Safety & Well-Being Planning

Community Safety and Well-Being Planning

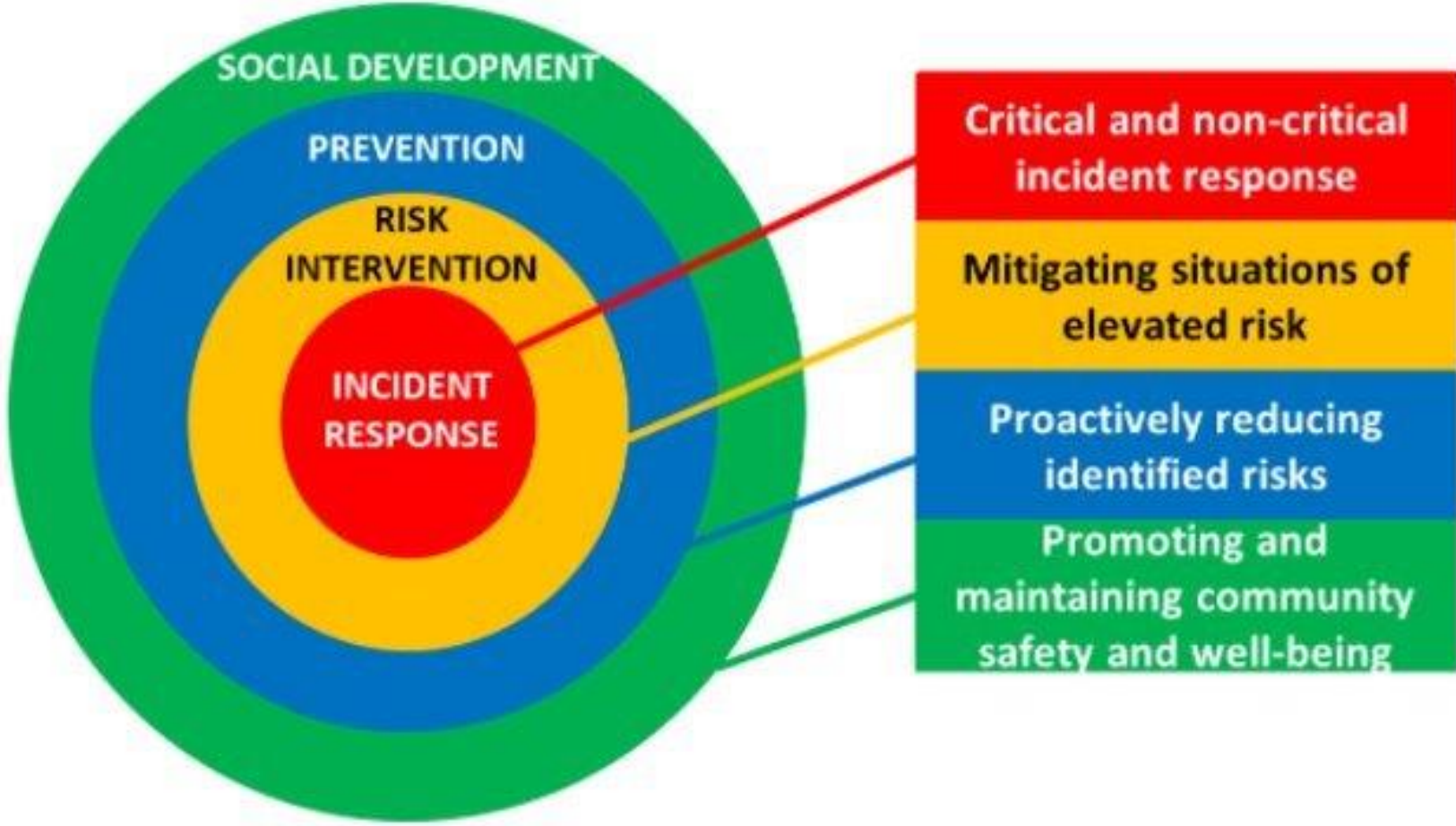
- Upstream Prevention
- Strengthen Coordination & Communication
- Evidence-Based Planning and Decision-Making
- Reduced Investment in Incident Response



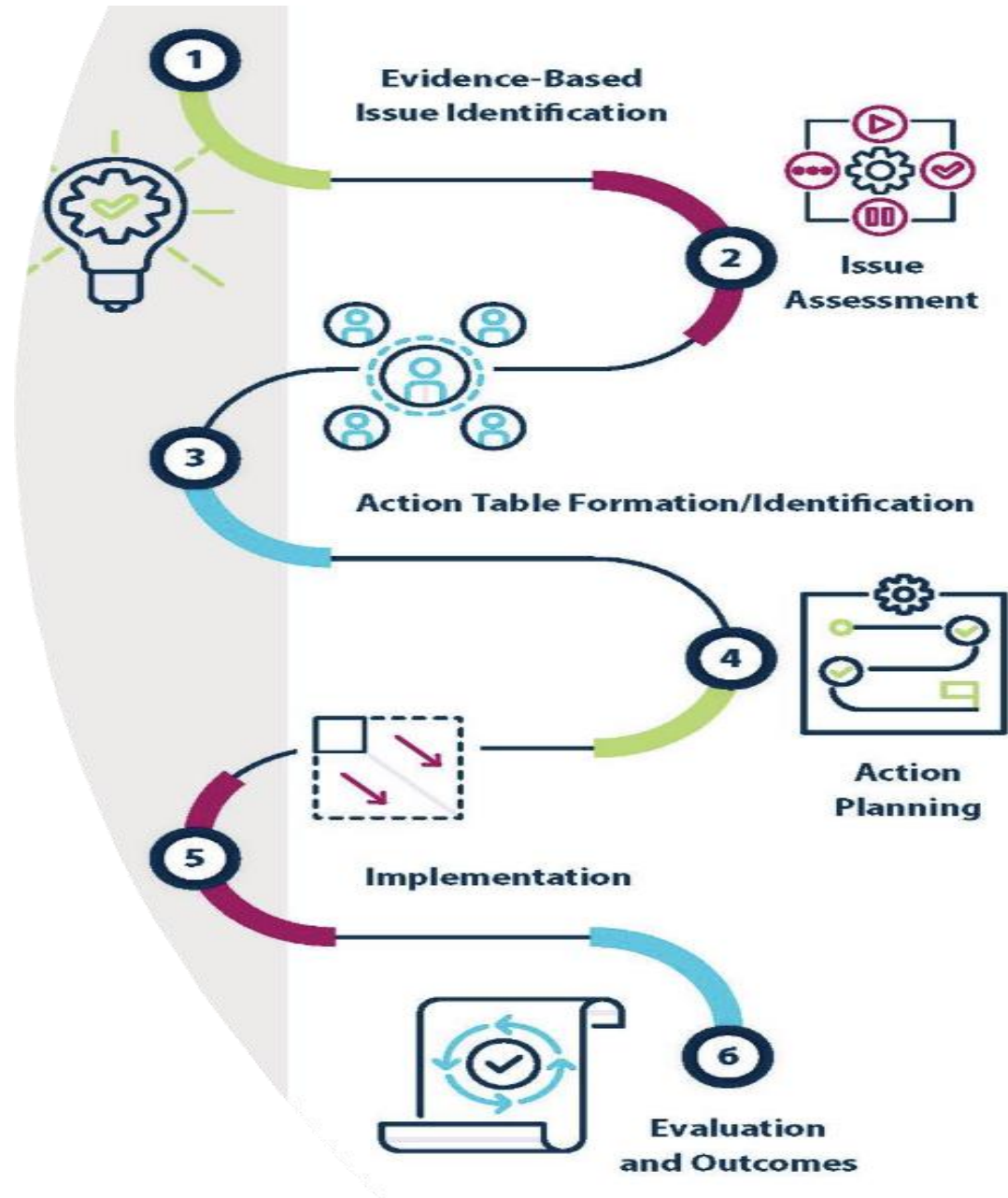
Community Safety and Well-Being Planning helps organizations improve the things that keep us healthy, happy, and safe. Together, we use research to create solutions focused on education, health care, food, housing, income, crime, and belonging. It is important that we create a welcoming community where problems are solved before they happen and where different professionals and community members come together to help people now and in the future.



Ontario CSWBP Framework



Development of Action Tables



Action Tables

**Housing/
Homelessness**

**Poverty/
Income**

**Mental
Health**

**Addictions/
Substance
Use**

**Crime
Prevention**

Housing/Homelessness

- Led by: Homelessness Response Steering Committee
- Current Initiatives:
 - Coordinated Access Guide
 - The Real Cost of Homelessness
 - Development of an Encampment Referral process
 - By-Name Referral and Prioritization Update



Poverty/Income

- Led by: Bruce Grey Poverty Task Force
- Current Initiatives:
 - Annual Grey Bruce Community Volunteer Income Tax Program Network gathering
 - Redesign of the Poverty Task Force website to feature more ways for the public and municipalities to be engaged



BRUCE GREY
POVERTY
TASK FORCE
Our Voice is Power



Mental Health

- Led by: Mental Health and Addictions Networking Table
- Current Initiatives:
 - Launching new housing and treatment programs
 - Align Network Table actions with Ontario Health Team Mental Health & Visioning Day Outcomes
 - Review Data from Network Table Members for action planning to identify and address gaps & enhance supports
 - Develop a Grey Bruce MH&A Scorecard



Canadian Mental
Health Association
Grey Bruce
Mental Health and Addiction Services



Substance Use/Addictions

- Led by: Community Drug and Alcohol Strategy (CDAS)
- In-kind coordinator support from Grey Bruce Public Health
- Current initiatives:
 - Draft a new strategic plan to:
 - Re-energize the CDAS through alignment of community priorities
 - To determine key actions to address over the next several years



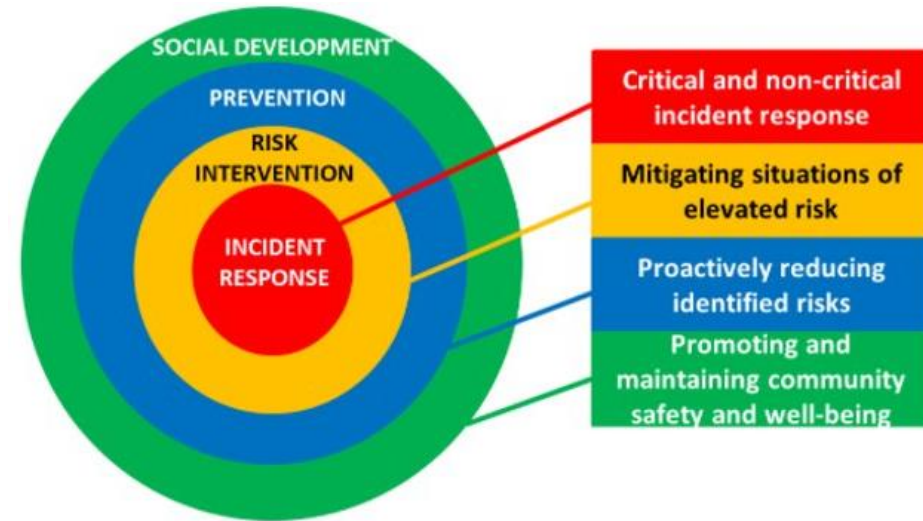
Crime Prevention

- Led by: Crime Prevention Action Table
- 4 Identified Priorities
 - Intimate Partner and Gender Based Violence (IPV/GBV)
 - Human Trafficking
 - Drug Trafficking
 - Road Safety
- Current initiatives:
 - Youth Road & Internet Safety
 - Cannabis & Driving
 - Short-Term Rental Human Trafficking Resource
 - Community Road Safety Survey
 - IPV/GBV data collection



Situation Table for Acutely Elevated Risk (STAR)

- A Situation Table is a meeting of police services, social services, and other community agencies who use their combined expertise to work together to reduce the chance that someone will experience harm from a combination of risk factors that heighten the chances of imminent victimization.
- Short-term, immediate, collaborative interventions (within 24-72 hours)
- 35 Multidisciplinary partners



Acutely Elevated Risk (AER)

- AER is a situation negatively affecting the health or safety of an individual, family, group or place where there is a high probability of imminent and significant harm to self or others. The risk factors contributing cut across multiple human service disciplines. AER must be based on the Situation Table's threshold of AER and not individual agency's lens (OACP Standing Committee on Community Safety and Crime Prevention, 2016).



STAR Results

- 2023
 - 29 situations, 25 met AER
 - 68% had their AER lowered (17/25)
 - 23 individuals had their AER lowered
- 2024
 - 12 situations, 10 met AER
 - 8/10 closed, with 88% AER lowered (7/8)
 - 55 individuals had AER lowered



STAR 2023 Situation

- Client X called 911 **53 times** in the 2.5 months prior to STAR intervention
 - Police responded to 53/53 situations, estimated cost \$ 12,456.86
 - EMS responded to 9/53 situations, estimated cost \$4,161.60
 - Total Cost: 16,618.46
- 2.5 months following the STAR intervention, Client X called 911 **6 times**
 - Police responded to 6/6 situations, estimated cost of \$1410
 - EMS responded to 0/6 situations, estimated cost of \$0
 - Total Cost: \$1410
- Cost saving of approximately **\$15,208.25** in Police and EMS services
 - 89% reduction in 911 calls (47 less calls)
 - Reduced strain on emergency services
 - Improved connection to supports & services for Client X



Objectives Achieved

July 2023-June 2024

- Developed and launched the Mental Health & Crime Prevention Action Tables
- Established reporting frameworks for action tables
- Developed and launched a monthly social media plan to increase public awareness and education
- Enhanced community engagement and knowledge of the CSWBP
- Increased membership at CSWBP Advisory Committee, STAR and action tables
- Increase rural data on community safety and well-being
- Applied to funding opportunities and collaborations with partners:
 - Safer and Vital Communities (Provincial)
 - Hydro One Energizing Communities Fund
 - Community Foundation Grey Bruce
 - Bruce Grey Child Family Services
 - Pathways to Safe Indigenous Communities Initiative (Federal)



2025 Objectives

- Re-launch the Community Wellbeing Survey to measure 5-year outcomes
- Review and Revise the CSWBP as required by Ontario Regulation 414/23 under the Community Safety and Policing Act, 2019
- Continue to explore opportunities to sustain long-term funding
- Launch STAR dashboard for public viewing
- Pursue additional partnerships with community stakeholders at STAR, Advisory Committee, and Action Tables
- Continue to increase knowledge and participation in action tables
 - Fall lunch & learn series
 - Community Trainings



QUESTIONS and COMMENTS



THANK YOU!

Should you have any questions about the work of CSWBP, please don't hesitate to contact any of the Steering Committee members:

- Tina Metcalfe tmetcalfe@brucecounty.on.ca
- Anne Marie Shaw annemarie.shaw@grey.ca
- Keegan Wilcox keegan.wilcox@opp.ca
- Jason Wepler j.wepler@publichealthgreybruce.on.ca
- Jane Hartley hartley@victim-services.com

Alexis Cook, CSWBP Coordinator acook@brucecounty.on.ca



Appendix

- Situation Table for Acutely Elevated Risk Partnership list
- STAR Risk and Protective Factors
- STAR 2023 & 2024 Data:
 - Type of Situation/Situation Demographics
 - Top High-Level Risk and Protective Factors
 - Top Service Mobilized



STAR Partnership List

Brightshores Health System	Bruce County EMS	Bruce County Human Services	Bruce Grey Child Family Services	Canadian Mental Health Association Grey Bruce	Community Living Bruce Peninsula, Owen Sound, Walkerton
Grey Bruce Ontario Provincial Police	Grey Bruce Public Health	Grey County Community Services	Hanover and District Hospital	Hanover Family Health Team	Hanover Police Service
Home and Community Care Support Services	Keystone Child Youth & Family Centre	M'Wikwedong Friendship Centre	Ministry of Children, Community, and Social Service- Youth Justice Division	Ministry of the Solicitor General- Community Services (Probation & Parole)	Mobile Crisis Response Team
Mobile Mental Health & Addictions Response Team	Neyaashiinigiing Police Service	Owen Sound Police Service	Safe N Sound Grey Bruce	Saugeen First Nation	Saugeen Shores Police Service
South Bruce Grey Health Centre	South Bruce Ontario Provincial Police	Southwest Ontario Aboriginal Health Access Centre	The Women's Centre	Victim Services Bruce Grey	West Grey Police Service
Women's House	YMCA of Owen Sound Grey Bruce				

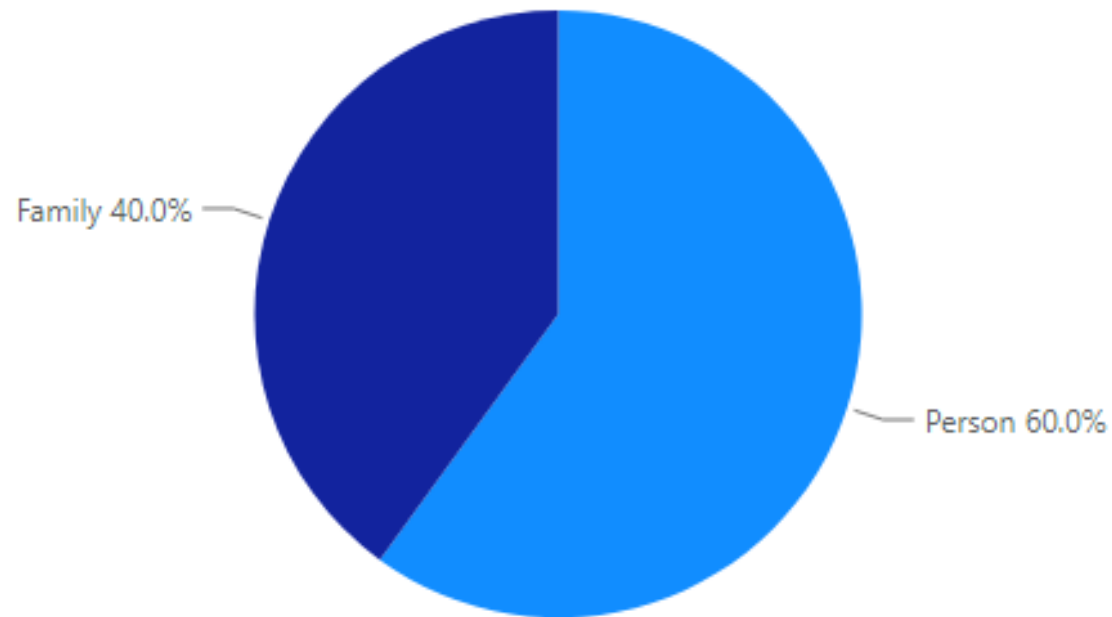


STAR Risk Factors and Protective Factors

Risk Factors	Protective Factors
Anti-social behavior (non-criminal)	Education
Criminal involvement	Family supports
Education/employment	Financial security and employment
Emotional violence	Housing and neighbourhood
Family circumstances	Mental health
Gang Issues	Physical health
Housing	Pro-social/positive behaviour
Mental health and cognitive functioning	Social support network
Neighbourhood	
Peers	
Physical Health	
Substance abuse issues	
Victimization	

STAR 2023 Situation Demographics

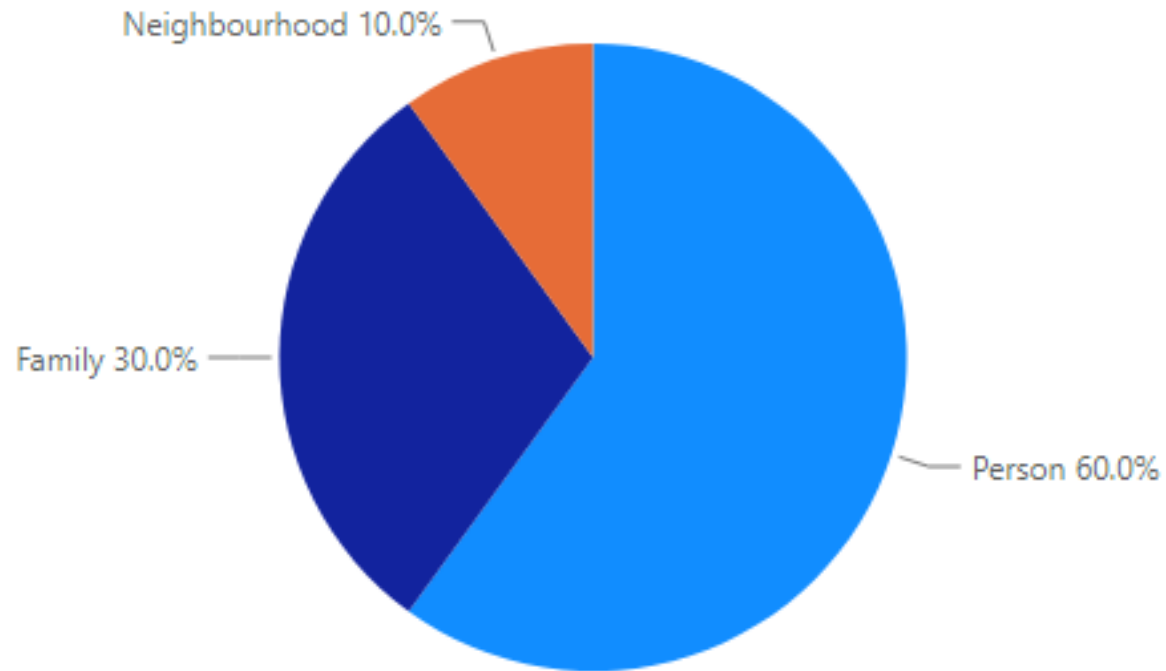
Breakdown by Discussion Type



Data is from January 1- December 31 2023

STAR 2024 Situation Demographics

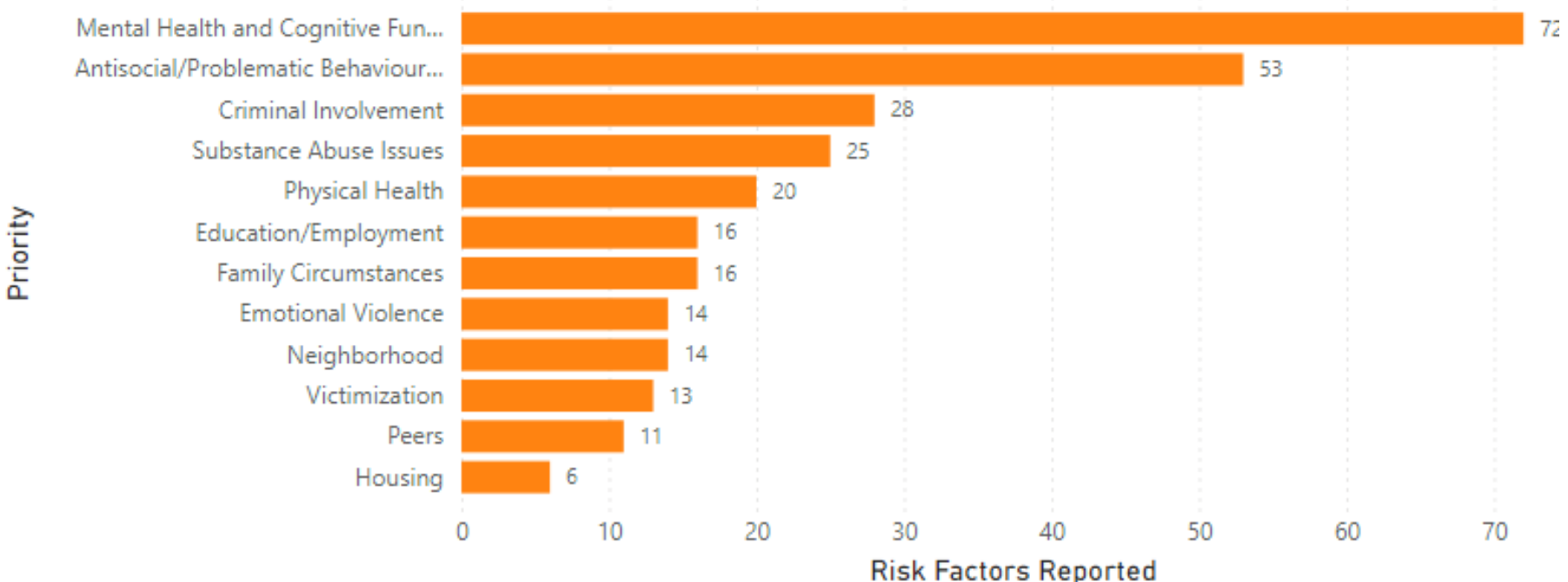
Breakdown by Discussion Type



Data is from January 1- June 11 2024

STAR 2023 Top High-Level Risk Factors

Community Safety and Well-Being High Level Risk Priorities

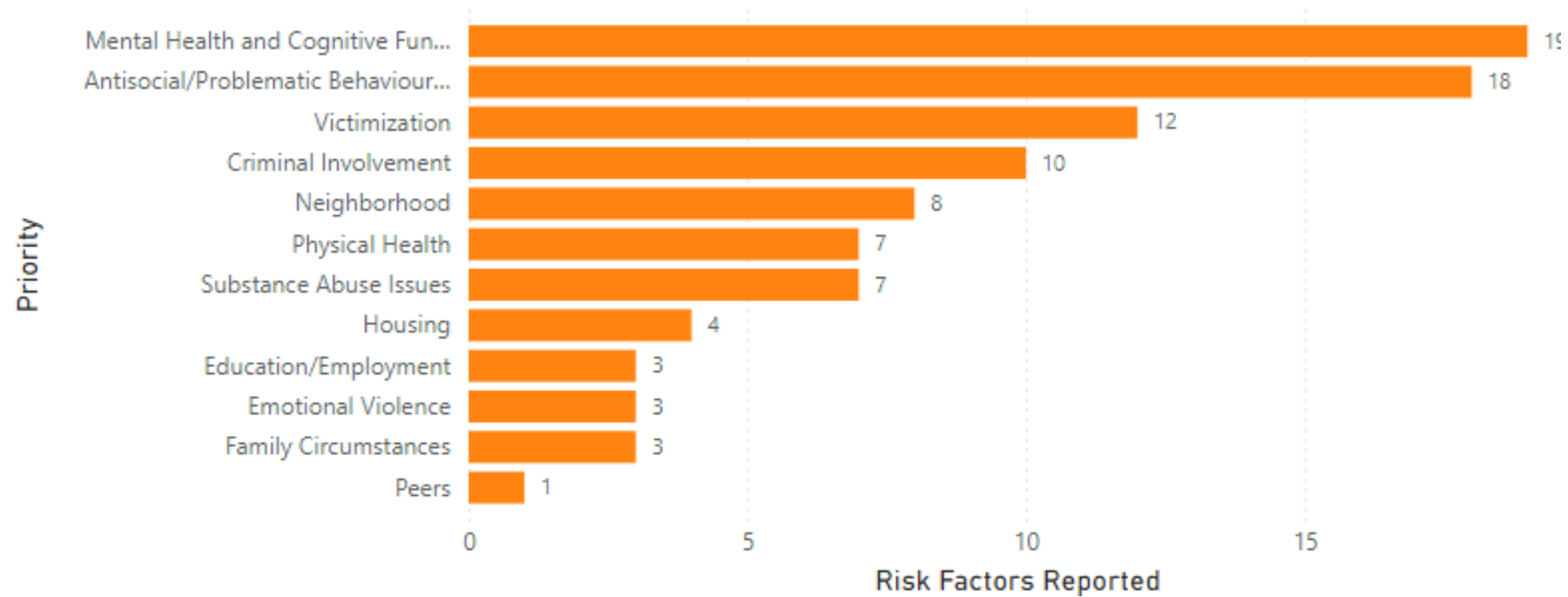


Data is from January 1- December 31 2023



STAR 2024 Top High-Level Risk Priorities

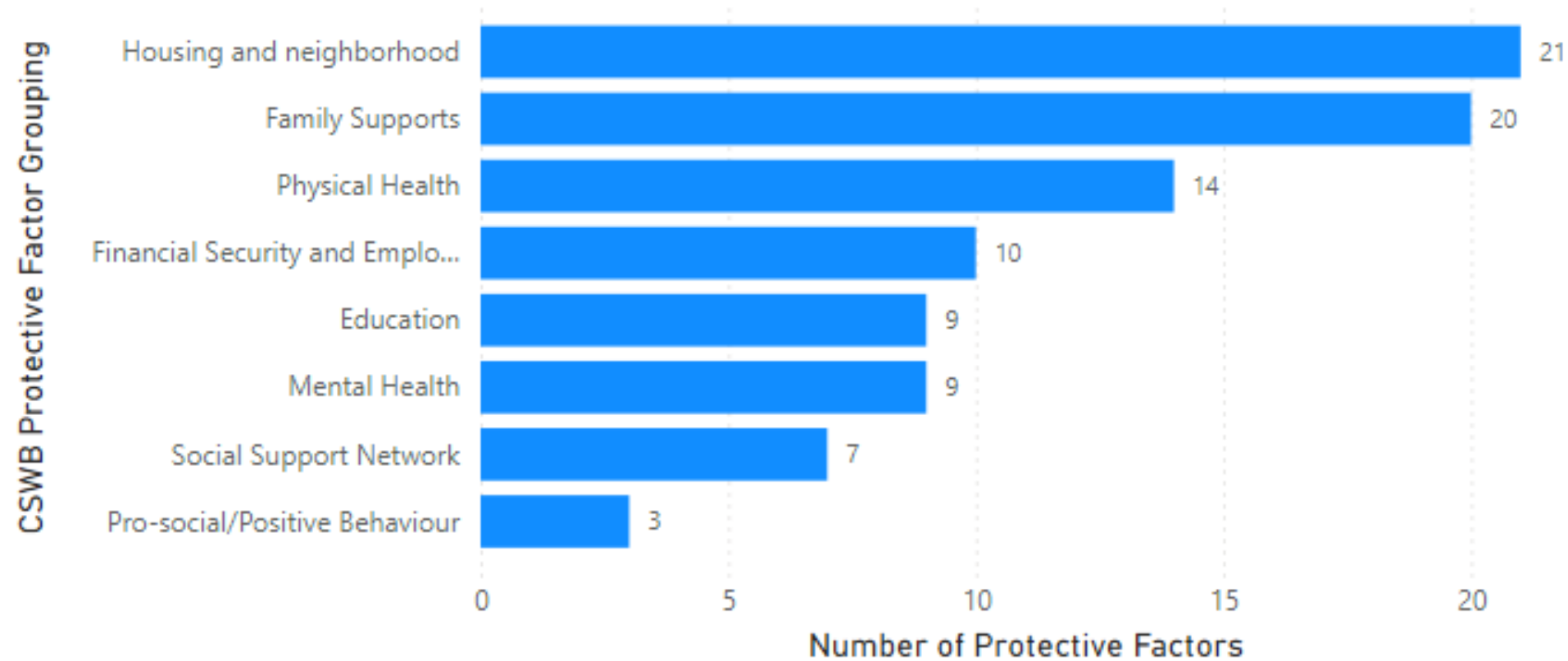
Community Safety and Well-Being High Level Risk Priorities



Data is from January 1- June 11 2024

STAR 2023 Top Protective Factors

Discussions by CSWB Protective Factor Grouping

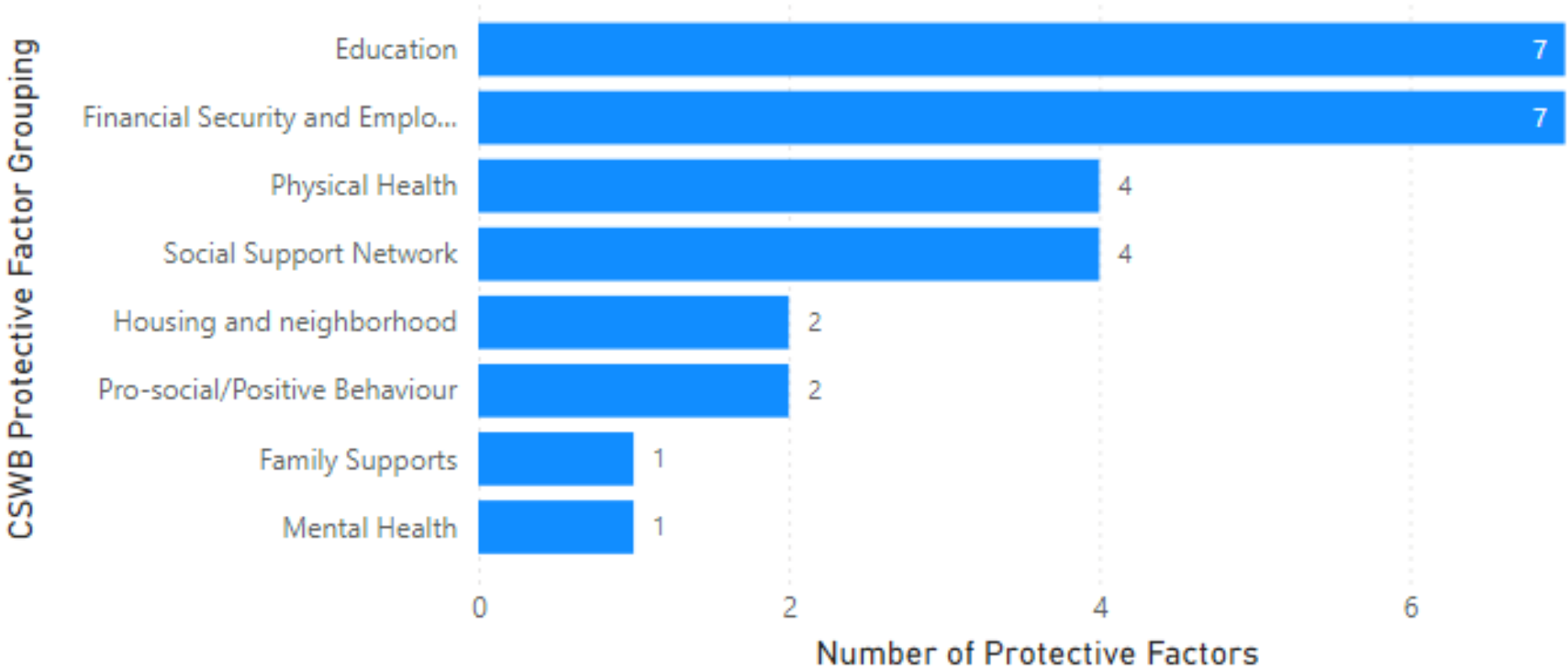


Data is from January 1- December 31 2023



STAR 2024 Top Protective Factors

Discussions by CSWB Protective Factor Grouping

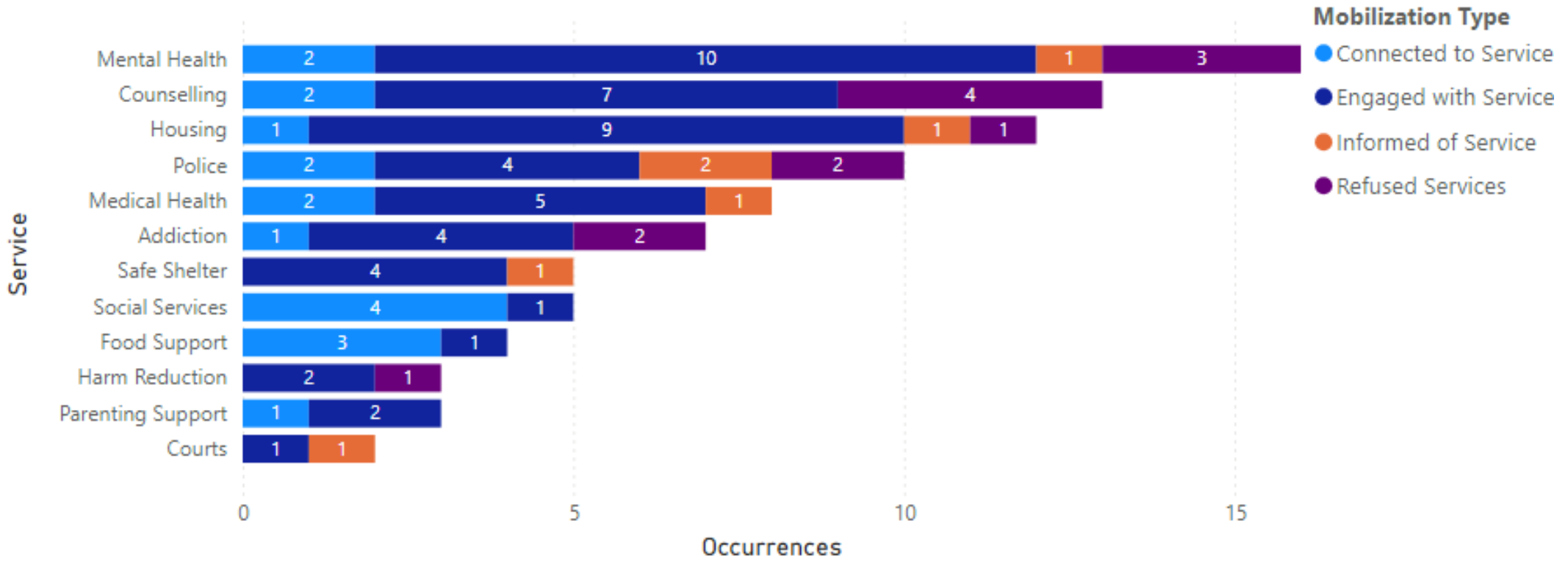


Data is from January 1- June 11 2024



STAR 2023 Top Services Mobilized

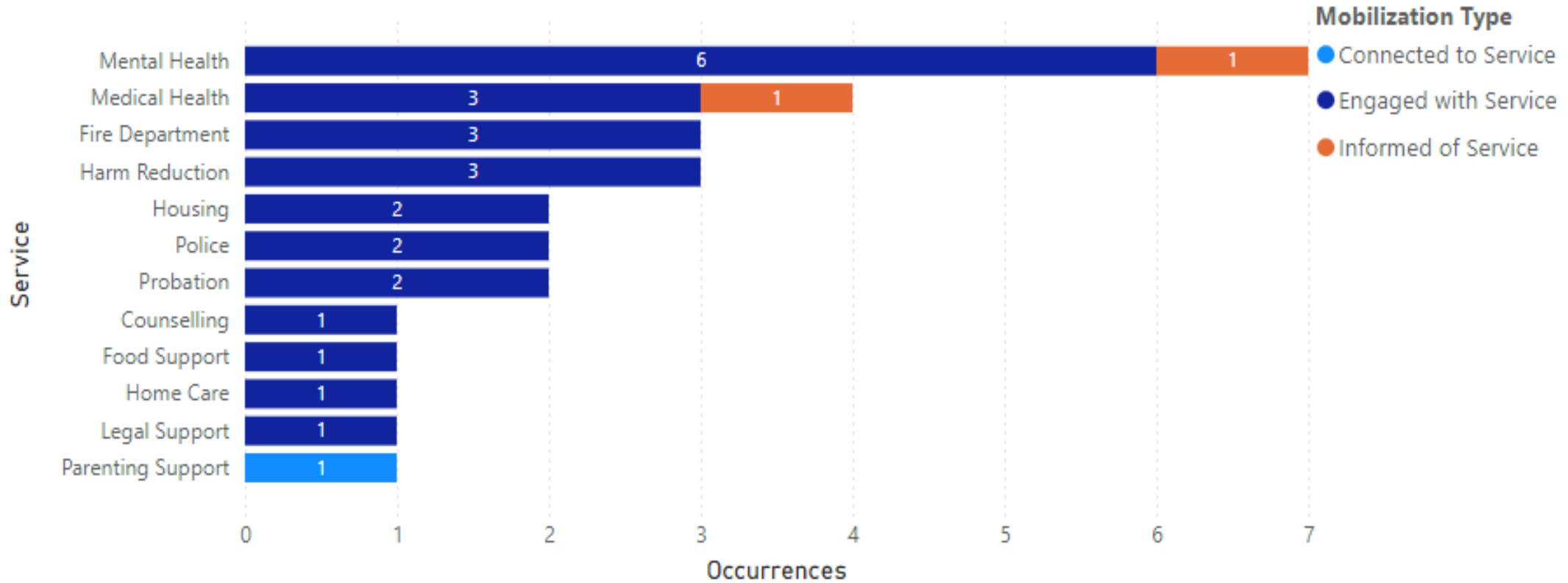
Services Mobilized



Data is from January 1- December 31 2023

STAR 2024 Top Services Mobilized

Services Mobilized



Data is from January 1- June 11 2024